



2019 ANNUAL SURVEY OF PHILIPPINE BUSINESS AND INDUSTRY



Manufacturing

Preliminary Results for All Employment Sizes

Manufacturing includes the physical or chemical transformation of materials, substances, or components into new products. Substantial alteration, renovation, or reconstruction of goods is generally considered as manufacturing.

IMPACT OF THE PRELIMINARY RESULTS
The designated statistical indicator and subsector (sector) is one of the designated statistical indicators of the Philippine Statistical Authority (PSA). Data collected on the activities (USA) Data collected on the the survey provide information on the health, performance, activities of the trends of economic activities for the manufacturing sector in the year 2019.



Top 3 industries with highest number of establishment



23,861 Total Employment

99.0% were paid employee

58 Total employees per establishment

Leading Industries



Top Three Industries



Revenue per expense billion
Php 1.14



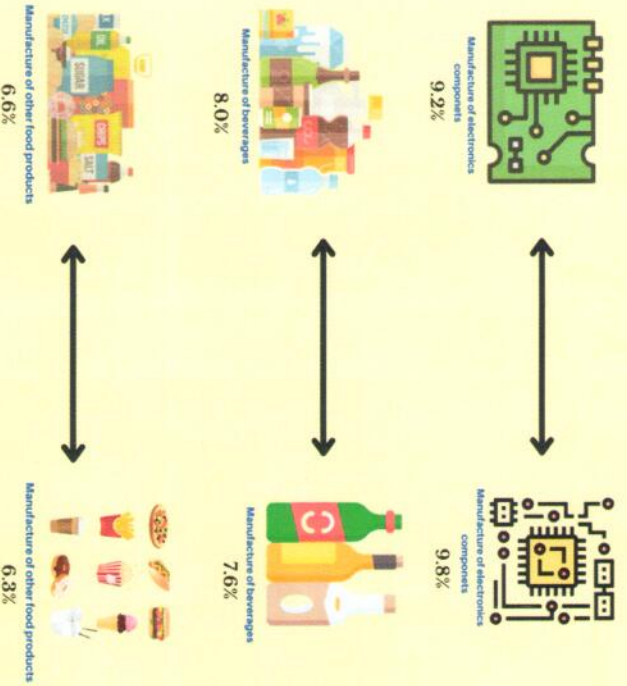
Total Subsidies
Php 3.72 trillion



Manufacturing



Top Three Industries



For Technical Inquiries
send: esstcstaff@psa.gov.ph



Visit us at
www.psa.gov.ph



Like us on Facebook
Philippine Statistics Authority



Follow us on Twitter
@PSA.govph



2019 ANNUAL SURVEY OF PHILIPPINE BUSINESS AND INDUSTRY

Electricity, Gas, Steam, and Air Conditioning supply

Preliminary Results for All Establishments

This section includes the activity of providing electric power, natural gas, steam, hot water and the like through a permanent infrastructure (network) of lines, mains and pipes. The dimension of the network is not decisive. Also included are the distribution of electricity, gas, steam, hot water and the like in industrial park or residential buildings.

This section therefore includes the operation of electric and gas utilities, which generate, control and distribute electric power or gas. Also included is the provision of steam and air-conditioning supply.



REMARKS SURVEY OF THE SECTOR
INDUSTRY AND BUSINESS AND INDUSTRY (ASAPI)
 is one of the organized, statistical sectors of the Philippines conducted from the Philippine Statistical Authority (PSA). Data collection on the survey provide, enterprises and the link, structure, activities of the formal sector in the entire country for the year 2019.

NUMBER OF ESTABLISHMENTS

405 establishments in the formal sector of economy were engaged in this sector

55,645 workers

99.7% paid employees

TOTAL EMPLOYMENT

AVERAGE EMPLOYMENT PER ESTABLISHMENT

137 workers per Establishment

TOTAL COMPENSATION

PhpP 46.86 billion

translating to an average annual compensation of

PhpP 884.80 thousand per paid employee

INCOME PER EXPENSE

1.19

This means that for every peso spent, a corresponding income of PhpP 1.19 was generated.

TOTAL REVENUE AND TOTAL EXPENSE

PhpP 1.18 trillion Total Revenue

PhpP 990.37 billion Total expense

TOTAL SUBSIDIES

PhpP 8.82 billion was received from the government as total subsidies



For Technical Inquiries:
 ssd.esss.staff@psa.gov.ph

Visit us at:
 www.psa.gov.ph



Like us on Facebook:
 PhilippineStatisticsAuthority



Follow us on Twitter:
 @PSA.gov.ph



2019 ANNUAL SURVEY OF PHILIPPINE BUSINESS AND INDUSTRY

Water Supply; Sewerage, Waste Management and Remediation Activities

Preliminary Results for All Establishments

This section includes activities related to the management of various forms of waste, such as solid or non-solid industrial or household waste, as well as contaminated sites. The output of the waste or sewage treatment process can either be disposed of or become an input into other production processes. Activities of water supply are also grouped in this section, since they are often carried out in connection with, or by units also engaged in, the treatment of sewage.


GENERAL SURVEY OF THE MAIN EXPENSES OF PHILIPPINE BUSINESS AND INDUSTRY (2019)
 is one of the designated statistical activities (PSA) data collected from the survey process, performance and levels, structural activities of the trends of economic activities of the formal sector in the entire country for the year 2019

1,125

TOTAL NUMBER OF ESTABLISHMENTS




in the formal sector of the economy were engaged in water supply; sewerage, waste management and remediation activities.



86.8 %

Water collection, treatment and supply



5.6 %

Materials Recovery



3.0 %

Waste Collection

TOTAL COMPENSATION

PhP 15.97 billion

AVERAGE ANNUAL COMPENSATION

PhP 362.03
Thousand per paid employee



TOTAL EMPLOYMENT

44,595
Workers

44,108
Paid Employees



AVERAGE NUMBER OF WORKERS PER ESTABLISHMENT

40

Workers per Establishment



Water Supply, Sewerage, Waste Management, and Remediation Activities

TOTAL REVENUE

PhP 122.35 billion



TOTAL EXPENSE

PhP 97.15 billion



HIGHEST REVENUE

PhP 109.19 billion
Water collection, treatment and supply



HIGHEST EXPENSE

PhP 86.02 billion
Water collection, treatment and supply



LOWEST REVENUE


PhP 2.47 billion
Waste Treatment and Disposal

LOWEST EXPENSE

PhP 2.11 billion
Sewerage

REVENUE PER EXPENSE RATIO

1.26



For every peso spent, a corresponding revenue of PhP 1.26 was generated

TOTAL SUBSIDIES


PhP 246.84 million



For Technical Inquiries
 ssd.esss.staff@psa.gov.ph



Visit us at:
 www.psa.gov.ph



Like us on Facebook
 PhilippineStatisticsAuthority



Follow us on Twitter:
 @PSAgovph




Translates to an Annual Average of Compensation of **PHP 250,787**



Total Compensation PHP 86.11 billion



Total Revenue PHP 619.79 billion **Total Expense PHP 559.61 billion**



Revenue per Expense Ratio 1.11

2019 ANNUAL SURVEY OF PHILIPPINE BUSINESS AND INDUSTRY
Construction Sector

Preliminary Result for All Establishments
 This section includes the complete construction of building, the complete construction of civil engineering works, as well as specialized construction activities, if carried out only as a part of the construction process. It includes new work, repair, additions and alterations, the erection of prefabricated buildings or structures on the site and also construction of a temporary nature

ANNUAL SURVEY OF THE PHILIPPINE BUSINESS AND INDUSTRY (PSA) 2019
 is one of the designated statistical activities of the Philippine Statistics Authority (PSA). Data collection on the survey provide information on the levels, structures, performance, and trends of economic activities for formal sector in the entire country for the year 2019

Total Establishments 2,286

Total Employment 343,866
 99.8 % were paid employees

Average Employment per Establishment 150

Leading Industries

156,268 workers
Construction of buildings

80,608 workers
Construction of road and railways

49,571 workers
Electrical, plumbing and other construction installation activities