



# 2019 ANNUAL SURVEY OF PHILIPPINE BUSINESS AND INDUSTRY



## Agriculture, Forestry, and Fishing

Preliminary Results for All Establishments

This section includes the exploitation of vegetal and animal natural resources, comprising the activities of growing crops, raising and breeding of animals, harvesting of timber and other plants, animals or animal products from a farm or their natural habitats.

**ANNUAL SURVEY OF THE PHILIPPINE BUSINESS AND INDUSTRY (PSA)** is one of the designated statistical activities (PSA) Data collection on the Authority (PSA) provide information on the levels, structure, performance of the trends of economic activities of the formal sector in the entire country for the year 2019

# 2,691 establishments

Industry with highest number of establishments




# 1,262 Animal production



# 131,516 Total Employment

# 129,562 paid employees



# 49 workers per establishment

# TOTAL COMPENSATION PhP 20.89 billion



# AVERAGE ANNUAL COMPENSATION PhP 161.25 thousand

## Agriculture, Forestry, and Fishing

# TOTAL REVENUE PhP 249.40 billion



# TOTAL EXPENSE PhP 222.44 billion

# REVENUE PER PISO EXPENSE 1.12



For every peso spent a corresponding revenue of PhP1.12 was generated



# TOTAL SUBSIDIES PhP 394.62 million

## Top Three Leading Industries

# PhP 101.10 billion



### Growing of perennial crops

# PhP 87.98 billion

# PhP 91.76 billion



### Animal production

# PhP 84.81 billion

# PhP 18.17 billion



### Fishing

# PhP 17.48 billion



For technical inquiries: [ind.ess.stat@psa.gov.ph](mailto:ind.ess.stat@psa.gov.ph)



Visit us at: [www.psa.gov.ph](http://www.psa.gov.ph)



Like us on Facebook: [PhilippinesStatisticsAuthority](https://www.facebook.com/PhilippinesStatisticsAuthority)



Follow us on Twitter: [@PSAgovph](https://twitter.com/PSAgovph)

## Mining and Quarrying Sector

Preliminary Results for All Employment Sizes

This section includes the extraction of minerals occurring naturally as solids (coal and ores), liquids (petroleum) or gases (natural gases). It also includes supplementary activities aimed at preparing the crude materials for marketing.



**ANNUAL SURVEY OF THE PHILIPPINE BUSINESS AND INDUSTRY (ASPBI)**

is one of the designated statistical activities of the Philippines Statistics Authority (PSA). Data collected from the survey provide information on the levels, structure, performance and trends of economic activities of the formal sector in the entire country for the year 2019

# 260



**Total Establishments**

# 33,941

**Total Employment**



*Of the total, 33,866 employees (99.8%) were paid employees*

# 131

**Average Employment per Establishment**

*WORKERS per establishment*

## Leading Industries



**Quarrying of Stone, Sand and Clay**

*158 Establishments (60.8%)*



**Mining of Non-ferrous Metal Ores except Precious Metals**

*60 Establishments (23.1%)*



**Support activities for other mining and quarrying**

*19 Establishments (7.3%)*



**Mining of Non-ferrous Metal Ores except Precious Metals**

*23,758 Workers (70.0%)*



**Quarrying of Stone, Sand and Clay**

*5,097 Workers (15.0%)*



**Mining of Hard Coal**

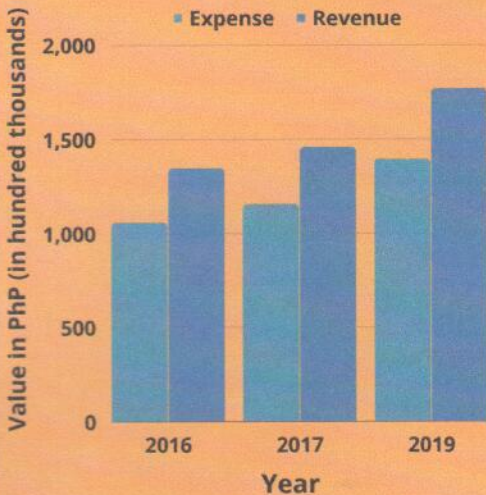
*3,141 Workers (9.3%)*



**Total Compensation**  
**PhP 13.69 billion**

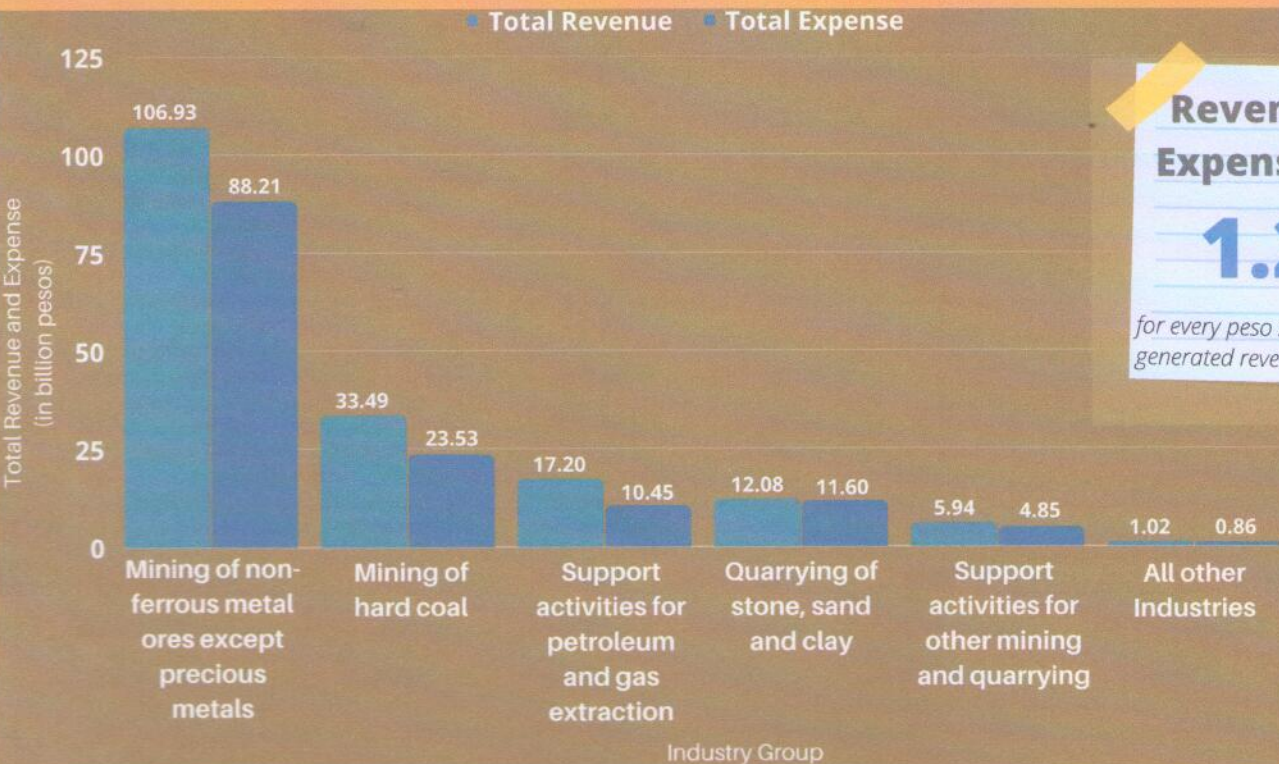


**Average Annual Compensation**  
**PhP 404,514**



**Total Revenue**  
**PhP 176,650,807**

**Total Expense**  
**PhP 139,507,829**



**Revenue per Expense Ratio**

**1.27**

*for every peso spent, the sector generated revenue of 1.27 PhP*



**Subsidies**  
**PhP 1,150,000**

