

23.4"

8.27"

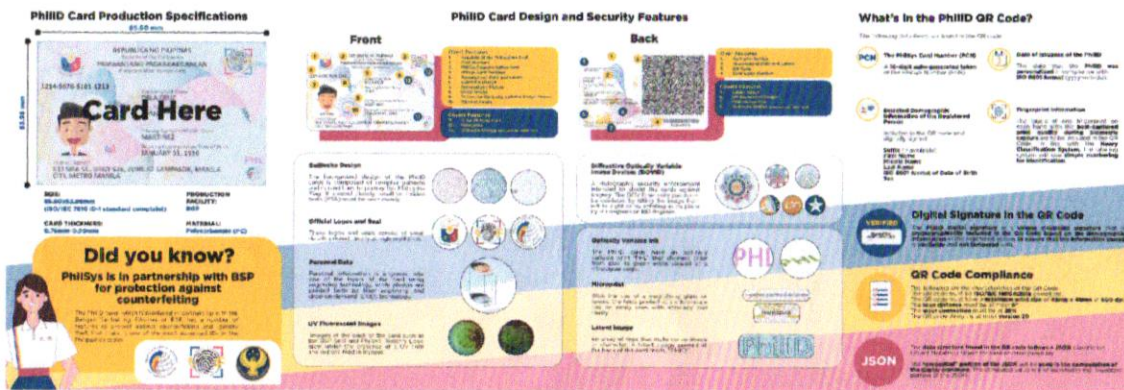


Front

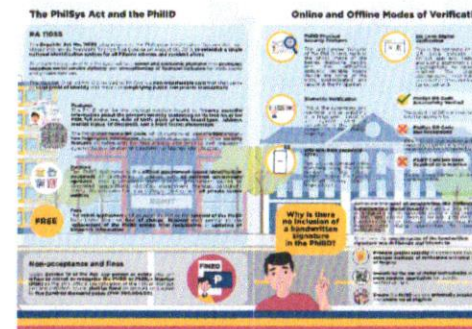


Back

Outside



Inside





Opened once

TECHNICAL SPECIFICATION
PhilID Brochures (RPs)

A5 (when folded)
8.27" x 23.4 (fully spread)

100-120gsm
Matte Laminated (both sides)

Front



Back



Open

Technical Specification

9"x12" (fits A4 paper)

12"x18" (when open)

Matte laminated outside

Bi -Panel with two horizontal pockets

220gsm

REGISTER TO **PhilSys** IN 3-EASY STEPS

STEP 1



Log-in to register.philsys.gov.ph and fill out the required fields for your **demographic information**. Book your preferred **appointment schedule** to proceed to the Step 2 Registration. Make sure to save a copy of your **Application Reference Number (ARN)** and/or **QR code** which shall be presented at the registration

STEP 2



Proceed to your designated registration center on the day of your appointment schedule, together with your ARN, for the **collection of your biometric information** and **validation** of your **supporting documents**.

STEP 3



Wait for the **delivery of your PhilSys Number (PSN)** and **PhilID** to your registered delivery address. Present your transaction slip or any valid IDs to the courier.



PHILIPPINE
IDENTIFICATION
SYSTEM

**For more information,
visit us at:**



philsys.gov.ph



info@philsys.gov.ph



[PSAPhilSysOfficial](https://www.facebook.com/PSAPhilSysOfficial)



1388



PHILIPPINE
IDENTIFICATION
SYSTEM

OUTSIDE



INSIDE

ABOUT PhilSys

Republic Act No. 11055, or the **Philippine Identification System Act**, was signed into law to establish a single national identification system for all citizens and resident aliens of the Republic of the Philippines. As a foundational ID system, the PhilSys will transform how services are delivered and accelerate our transition into a digital economy.

ABOUT PhilID

The **PhilID** is the **valid proof of identity** provided by PhilSys to be used in **simplifying public and private transactions**.

